













DAEWOO



IZQUIERDA - LEFT

DERECHA - RIGTH

Espero										1.5 (02/95 ->)					
 14520 588 mm.										48010		48015		 920 mm.	
A = 33	B =	B1 = 29	C = 52	D = 84	E = 108.5	F =	J =	Me = 34	P = 57	Q = 86	R =	Z =			
Lanos										1.3 55Kw (05/97 ->)					
 14500 580 mm.										ABS 47 Ref. 14500A 48020		ABS 47 Ref. 48025A 48025		 910 mm.	
A = 22	B =	B1 = 29	C = 52	D = 84	E = 95	F1 = 58	G =	H =	J =	Me = 34	Q =	R =			
Lanos										1.6 16v 78Kw (05/97 ->)					
 14520 575 mm.										ABS 47 Ref. 14520A 48030		ABS 47 Ref. 48035A 48035		 905 mm.	
A = 33	B =	B1 = 29	C = 52	D = 84	E = 108.5	F =	G =	H =	Me = 34	P =	Q =	R =			
Matiz										0.8 38Kw (09/98 ->)					
 14510 620 mm.										ABS 40 Ref. 14510A 48040		ABS 40 Ref. 48045A 48045		 783 mm.	
A = 23	B =	B1 = 19	C = 46	D = 72	E = 92	F =	G =	Me = 34	N = 23.5	P = 54	Q =	R =			
Nexia										1.5 (02/95 ->)		1.5 16v (02/95 ->)			
 14500 575 mm.										48000		48005		 910 mm.	
A = 22	B =	B1 = 29	C = 52	D = 84	E = 95	F1 = 58	G =	H =	Me = 34	P = 56.5	Q = 84	R =			
Nexia - Cielo										1.5 aut. 44/52Kw (03/95 ->)					
 14530 503 mm.										48050		48055		 mm.	
A = 33	B = 22	B1 =	C = 52	D = 79	E = 109	I =	J =	K =	Me = 34	Q =	R =	Z =			